

DIGITAL IC3 SPRAYHEAD CALIBRATION

for Software 2.19

ITEMS NEEDED:



Vollrath® Pitcher



OR



8 Qt. Container



Calculator (optional)



1
Press and hold button to right of main screen (not labeled)



2
Press BREW D, then press BREW B



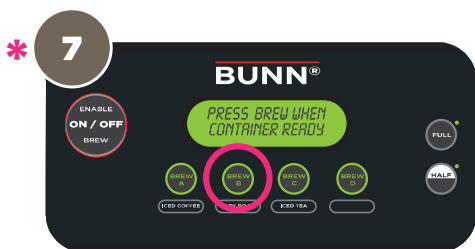
4
Press BREW D



5
Press BREW D




6
If this screen appears, go to step 6



7
Place container under brew basket.
Press BREW B



8
Wait while brewing then discard water when complete. Go back to step 6



9
Press BREW B

DIGITAL IC3 BYPASS CALIBRATION

ITEMS NEEDED:



Vollrath® Pitcher



8 Qt. Container



Press BREW A



Press BREW D




Place V
container
(do
Pr



Press BREW B



Press BREW D to increase (+)
or BREW A to decrease (-).
Press BREW B.



Press EN
to turn